

**Silvergate Community**  
**Fence Specifications**

**Reminder:**

**Fence requests and questions  
are to be submitted to:**

**Sentry Management  
5901 Peachtree Dunwoody Rd  
NE Suite B-525  
Atlanta GA 30328**

**404-459-8951 ext 111  
404-459-8962 (fax)**

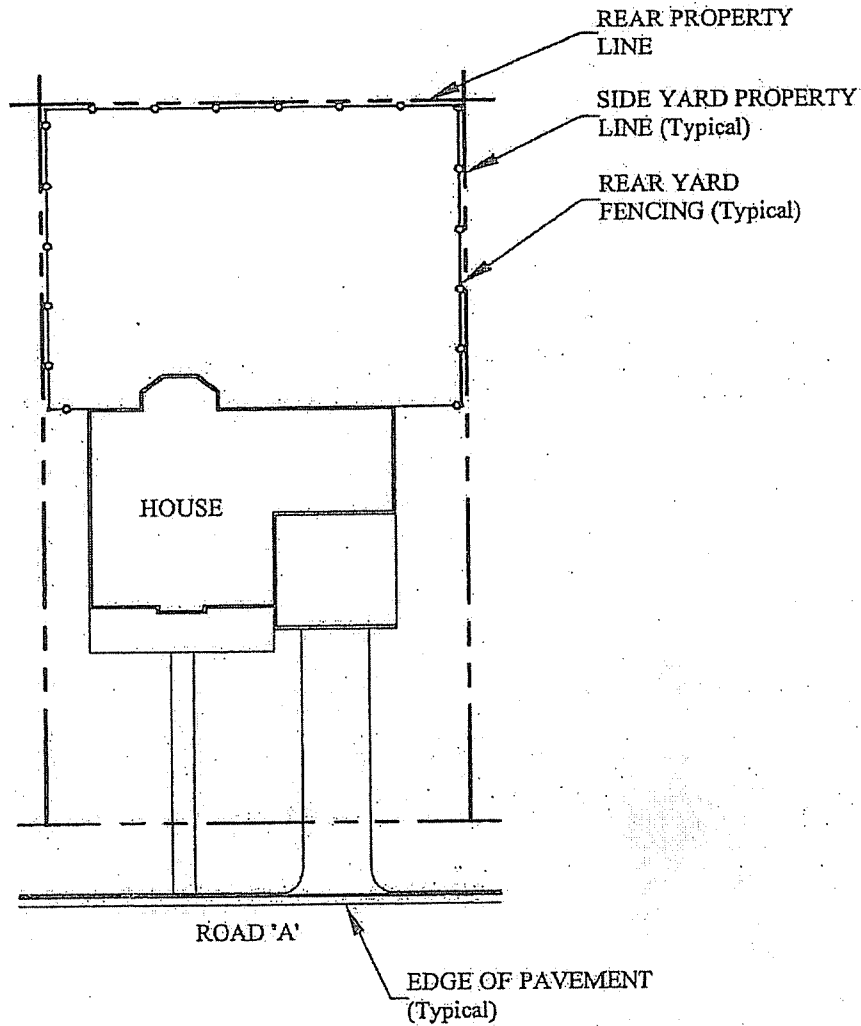
**August 2015**

- \*6' pressure treated pine or cedar**
- \*Privacy**
- \*Dog ear or positive scallop**
- \*No paint or stain of color**
- \*Finished side out**
- \*Professional standards and finish quality**
- \*Off rear corners of house – not forward rear corners unless joining an existing fence or encompassing a basement door for access**
- \*Within property lines – no encroachment – homeowner responsibility to obtain professional survey – fence is subject to removal if encroachment occurs**
- \*All approvals are subject to city, county and state regulations – homeowner is responsible for acquiring the necessary permits and following all governmental regulations and building codes**

# M.D.C. HOMES PATTERN BOOK

## TYPICAL FENCE LAYOUT

N.T.S.



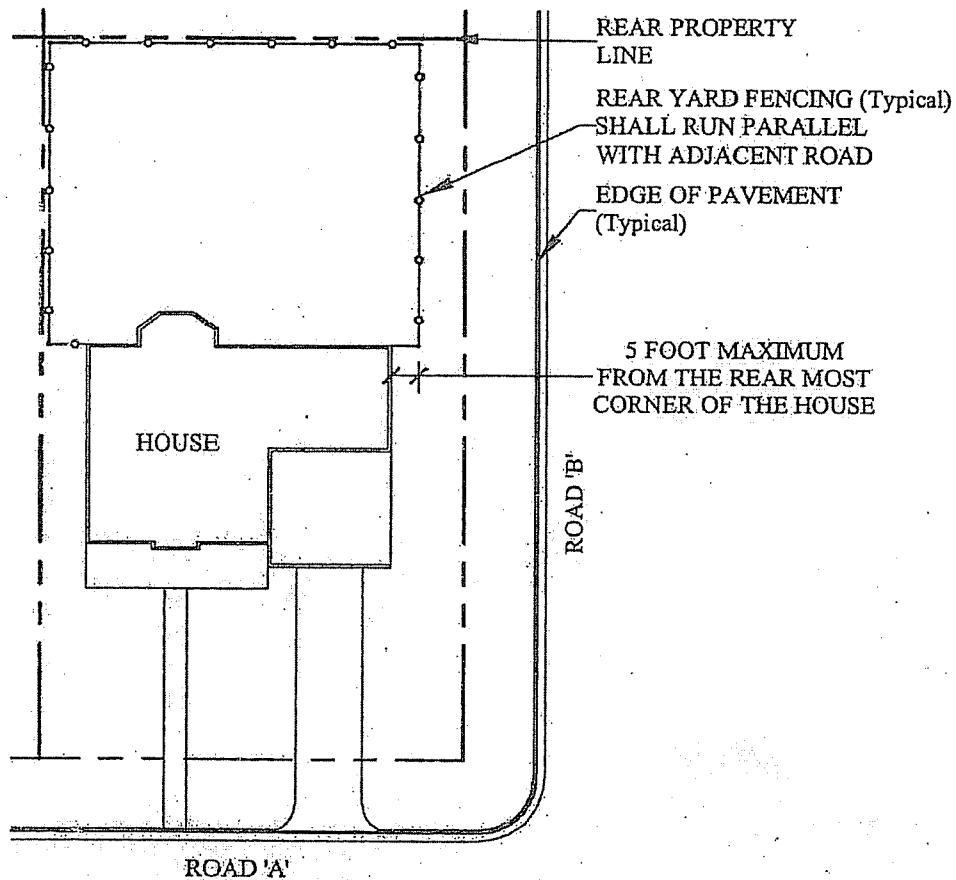
### FENCE LAYOUT NOTES:

1. ALL PROPOSED FENCING SHALL BE IN THE REAR YARD AND A MINIMUM OF 6 INCHES WITHIN PROPERTY LINE.
2. IF ADJACENT FENCING EXISTS, TIE PROPOSED FENCING INTO IT.
3. IF BASEMENT EXISTS, FENCING MAY BE ADJUSTED (MOVED FORWARD OF THE BASEMENT DOOR) TO ACCESS BASEMENT.
4. ALL PROPOSED FENCING SHALL RUN PERPENDICULAR FROM REAR MOST CORNER OF THE HOUSE TO SIDE PROPERTY LINE, UNLESS TYING INTO EXISTING FENCE OR ACCESSING BASEMENT.

# M.D.C. HOMES PATTERN BOOK

## FENCE LAYOUT FOR CORNER LOT

N.T.S.



### FENCE LAYOUT NOTES:

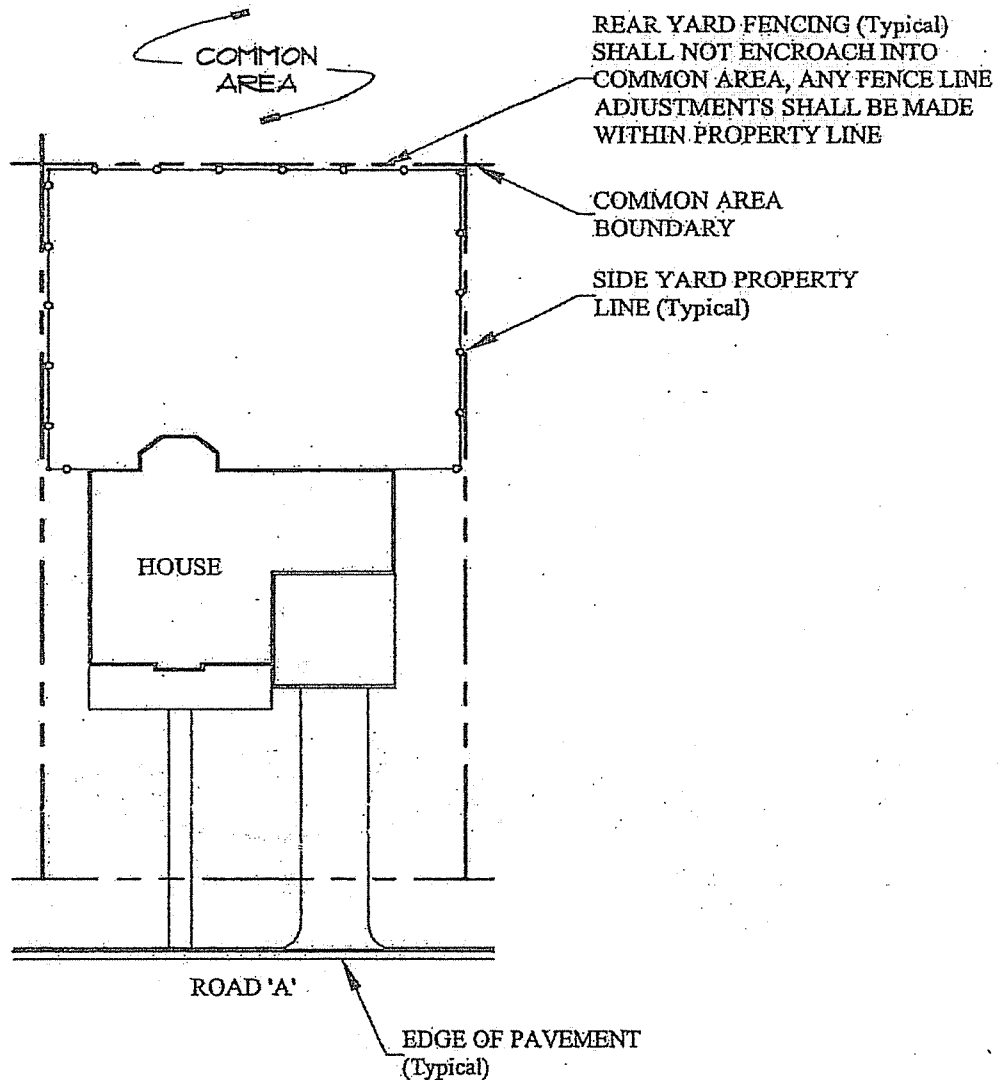
1. ALL PROPOSED FENCING SHALL BE IN THE REAR YARD AND A MINIMUM OF 6 INCHES WITHIN PROPERTY LINE.
2. IF ADJACENT FENCING EXISTS, TIE PROPOSED FENCING INTO IT.
3. IF BASEMENT EXISTS, FENCING MAY BE ADJUSTED (MOVED FORWARD OF THE BASEMENT DOOR) TO ACCESS BASEMENT.
4. ALL PROPOSED FENCING SHALL RUN PERPENDICULAR FROM REAR MOST CORNER OF THE HOUSE TO SIDE PROPERTY LINE, UNLESS TYING INTO EXISTING FENCE OR ACCESSING BASEMENT.

# M.D.C. HOMES PATTERN BOOK

## FENCE LAYOUT

### ADJACENT TO COMMON AREA

N.T.S.



#### FENCE LAYOUT NOTES:

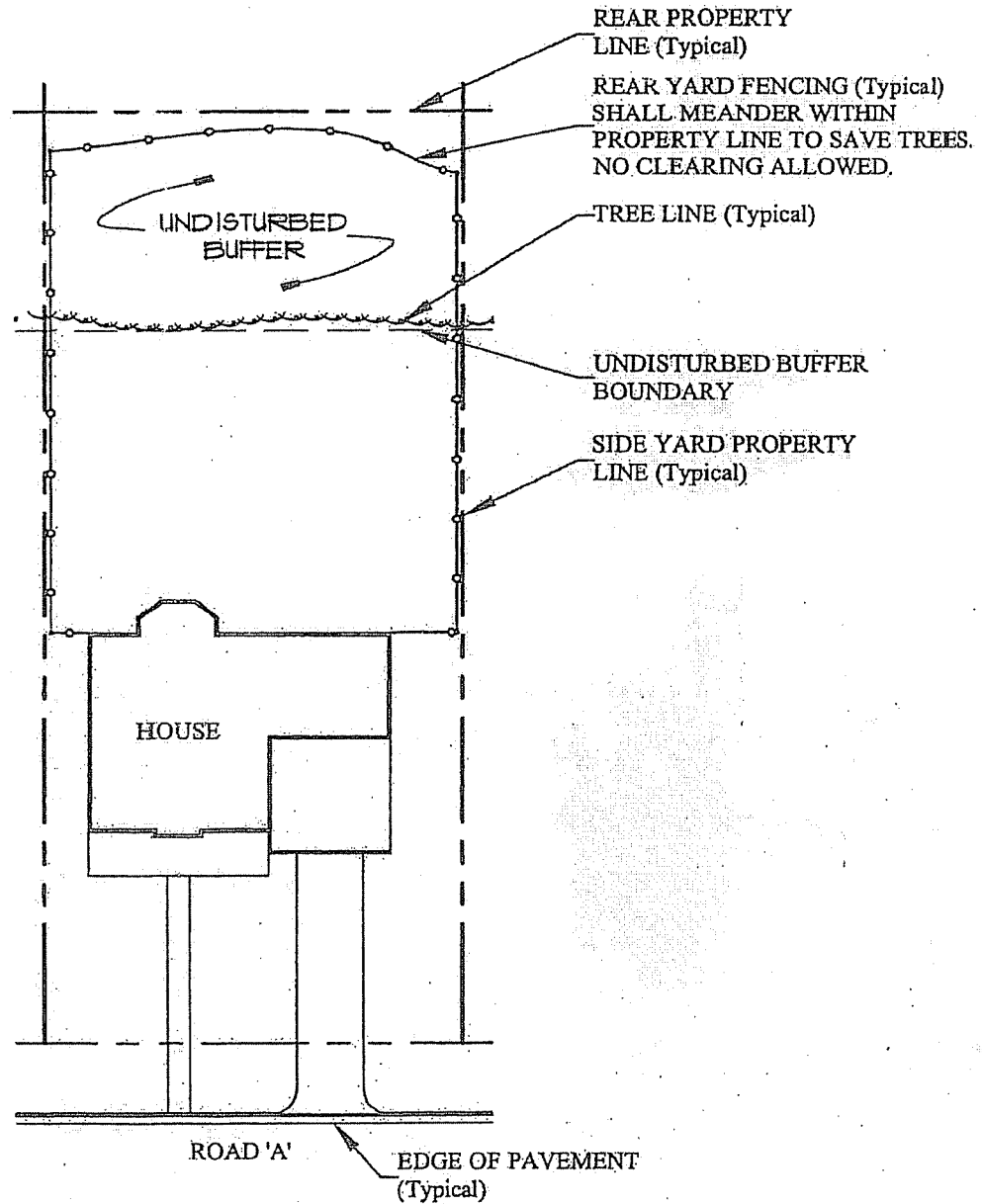
1. ALL PROPOSED FENCING SHALL BE IN THE REAR YARD AND A MINIMUM OF 6 INCHES WITHIN PROPERTY LINE.
2. IF ADJACENT FENCING EXISTS, TIE PROPOSED FENCING INTO IT.
3. IF BASEMENT EXISTS, FENCING MAY BE ADJUSTED (MOVED FORWARD OF THE BASEMENT DOOR) TO ACCESS BASEMENT.
4. ALL PROPOSED FENCING SHALL RUN PERPENDICULAR FROM REAR MOST CORNER OF THE HOUSE TO SIDE PROPERTY LINE, UNLESS TYING INTO EXISTING FENCE OR ACCESSING BASEMENT.

# M.D.C. HOMES PATTERN BOOK

## FENCE LAYOUT

### ADJACENT TO UNDISTURBED BUFFER

N.T.S.



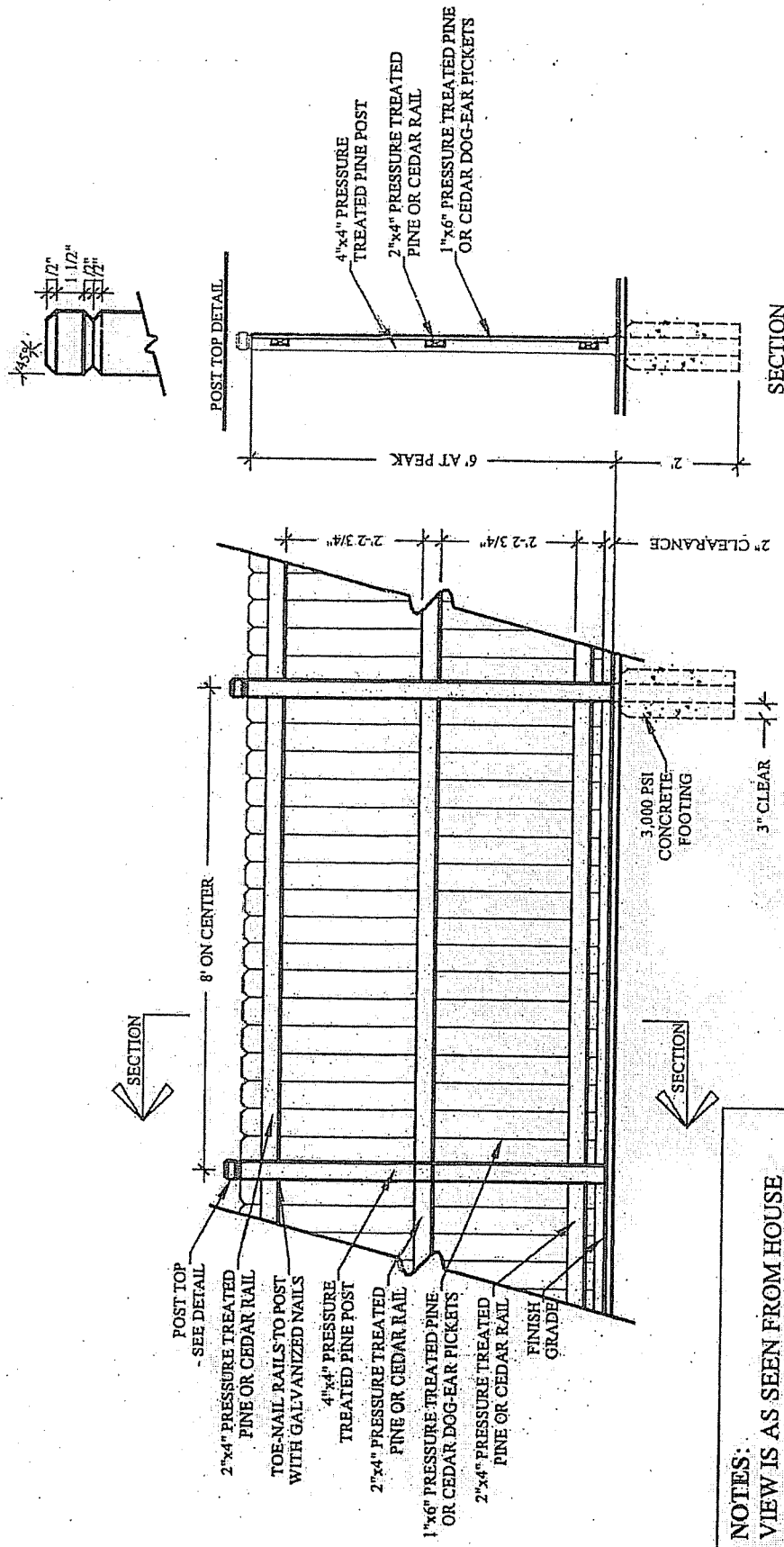
#### FENCE LAYOUT NOTES:

1. ALL PROPOSED FENCING SHALL BE IN THE REAR YARD AND A MINIMUM OF 6 INCHES WITHIN PROPERTY LINE.
2. IF ADJACENT FENCING EXISTS, TIE PROPOSED FENCING INTO IT.
3. IF BASEMENT EXISTS, FENCING MAY BE ADJUSTED (MOVED FORWARD OF THE BASEMENT DOOR) TO ACCESS BASEMENT.
4. ALL PROPOSED FENCING SHALL RUN PERPENDICULAR FROM REAR MOST CORNER OF THE HOUSE TO SIDE PROPERTY LINE, UNLESS TYING INTO EXISTING FENCE OR ACCESSING BASEMENT.

# M.D.C. HOMES PATTERN BOOK

## FENCE DETAIL - SOLID PRIVACY DOG-EARED STYLE

N.T.S.



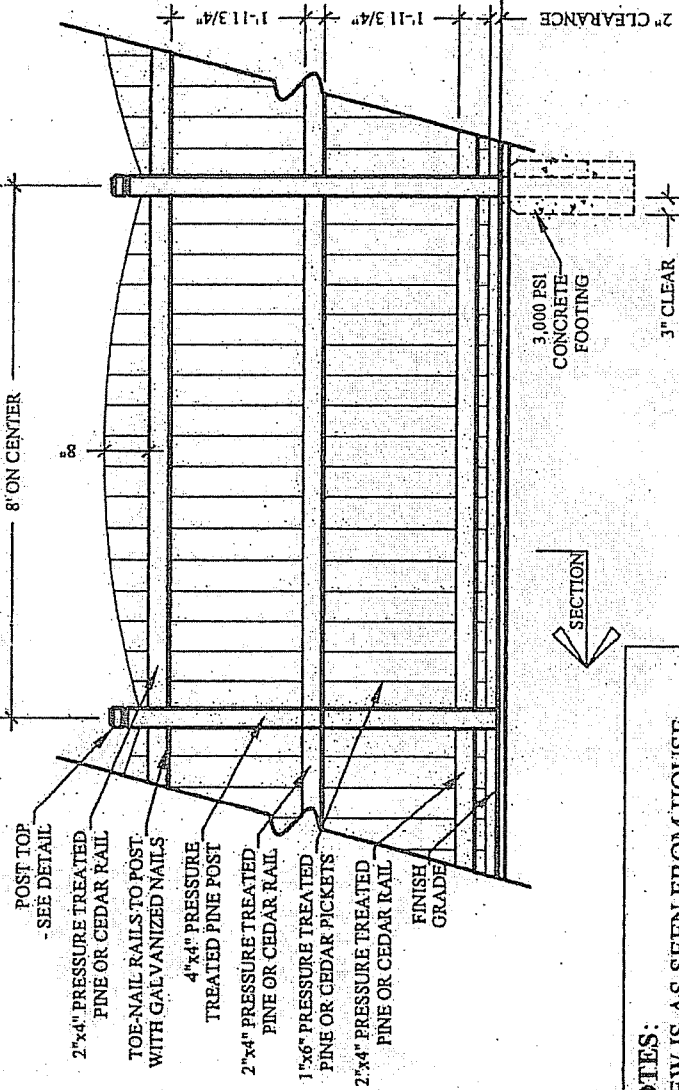
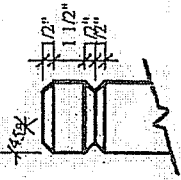
**NOTES:**  
 VIEW IS AS SEEN FROM HOUSE  
 WITH FINISHED SIDE FACING OUT

FENCE DETAIL NOTES:  
 1. FENCE MAY BE PAINTED WITH A CLEAR WOOD SEALER WITH THIS REQUEST AND APPROVAL. IF PAINT OR STAIN WITH COLOR IS DESIRED, A SEPARATE REQUEST IS REQUIRED.

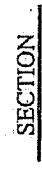
# M.D.C. HOMES PATTERN BOOK

## FENCE DETAIL - SOLID PRIVACY ARCHED / POSITIVE SCALLOP STYLE

N.T.S.



- 4"x4" PRESSURE TREATED PINE POST
- 2"x4" PRESSURE TREATED PINE OR CEDAR RAIL
- 1"x6" PRESSURE TREATED PINE OR CEDAR PICKETS



**NOTES:**  
 VIEW IS AS SEEN FROM HOUSE WITH FINISHED SIDE FACING OUT

FENCE DETAIL NOTES:  
 1. FENCE MAY BE PAINTED WITH A CLEAR WOOD SEALER WITH THIS REQUEST AND APPROVAL. IF PAINT OR STAIN WITH COLOR IS DESIRED, A SEPARATE REQUEST IS REQUIRED.